



**MAGYAR**  
**TEREP-RALLYE**  
**ORSZÁGOS BAJNOKSÁG 2024**



**8-10. August 2024.**

**M1FLOTTA HUNGARIAN CROSS-COUNTRY  
RALLY CHAMPIONSHIP**

**SUPPLEMENTARY REGULATIONS**

# INDEX

Art. 1.	Introduction .....	3
Art. 1.1	Preamble .....	3
Art. 1.2	Main Locations.....	3
Art. 1.3	Length of Selective Sections .....	3
Art. 1.4	Overall numbers and total distance of the itinerary.....	3
Art. 1.5	Route terrain on Selective Sections.....	3
Art. 2.	Organisation .....	4
Art. 2.1	Championships and titles for which the Baja counts.....	4
Art. 2.2	Approvals.....	4
Art. 2.3	Organiser's name, address, and contact details.....	4
Art. 2.4	Organising Committee .....	4
Art. 2.5	Stewards of the Meeting.....	4
Art. 2.6	Senior Officials.....	4
Art. 2.7	Location of Rally HQ and contact details .....	5
Art. 3.	Programme in chronological order and locations.....	5
Art. 4.	Entries .....	6
Art. 4.1	Closing date for entries.....	6
Art. 4.2	Entry procedure .....	6
Art. 4.3	Number of competitors accepted and vehicle classes .....	6
Art. 4.4	Entry fees/ other fees.....	6
Art. 4.5	Payment .....	7
Art. 4.6	Entry fee refunds .....	7
Art. 5.	Insurance Cover .....	8
Art. 6.	Advertising and Identification .....	8
Art. 6.1	Obligatory organiser's advertising.....	8
Art. 6.2	Optional organiser's advertising.....	8
Art. 7.	Tyres.....	8
Art. 8.	Fuel.....	9
Art. 9.	Administrative checks .....	9
Art. 9.1	Documents to be presented:.....	9
Art. 9.2	Timetable.....	9
Art. 10.	Scrutineering, Sealing and Marking.....	9
Art. 10.1.	Scrutineering venue and time .....	9
Art. 10.2.	Requirements at technical scrutineering .....	10
Art. 10.3.	Installation of the GPS Navigation and Safety Tracking System.....	10
Art. 10.4.	On-Board Cameras .....	10
Art. 11.	Other procedures and regulations .....	10
Art. 11.1	Drivers Briefing .....	10
Art. 11.2	Start Area .....	10
Art. 11.3	Finish Procedures.....	11

Art. 11.4 Permitted early check-in .....	11
Art. 11.5 Official time used during the event.....	11
Art. 11.6 Road books delivery .....	11
Art. 11.7 Availability of participants .....	11
Art. 11.8 Classification:.....	11
Art. 11.9 Service.....	11
Art. 11.9.1 Service Areas / Bivouacs .....	11
Art. 11.9.2 Flexi Service .....	11
Art. 11.9.3 Service allowed in Selective Section.....	11
Art. 11.10 Tyre Fitting Zone.....	12
Art. 11.11 Fuel and Refuelling Zone.....	12
Art. 11.12 Speed Control Zones .....	12
Art. 11.13 Shakedown .....	12
Art. 11.14 Reconnaissance .....	12
Art. 12. Identification of officials.....	13
Art. 13. Prizes.....	13
Art. 14. Final checks / Protests / Appeals .....	13
Art. 14.1 Final Checks .....	13
Art. 14.2 Protest deposit.....	13
Art. 14.3 Appeal deposit .....	13

Appendix 1	Itinerary
Appendix 2	Names and photographs of the Competitors Relation officer(s) and their schedules
Appendix 3	Decals and positioning of supplementary advertising
Appendix 4	Extract from FIA Appendix L relating to overalls, helmets and any other safety requirements
Appendix 5	Instruction for the use of the GPS Tracking System

## Art. 1. Introduction

Name of the event: HunGarian Baja 2024

Date of the event: 08-10.August 2024.

### Art. 1.1 Preamble

This event will be run in compliance with the FIA International Sporting Code (ISC) including appendices, the General Prescriptions applicable for all FIA Championships, the FIA Cross-Country Rally Sporting Regulations including appendices, the WADA/NADA Codes, and the FIA Anti-Doping Regulations, as amended from time to time. The National Road Traffic Regulations of the countries the event passes shall apply. Unless provided otherwise by these Supplementary Regulations, the provisions of the above Rules and Regulations shall apply.

Any modifications, amendments and/or additions to the Rules and Regulations shall be made in the form of numbered and dated bulletins. All FIA regulations can be found at <https://www.fia.com/regulations>.

The various documents will be written in Hungarian and English. In case of any discrepancy the Hungarian text will be binding.

### Art. 1.2 Main Locations

<b>REGISTRATION</b>	TESCO parking lot 8100 Várpalota, Fehérvári str. 17.	N47°12'00 E18°09'08
<b>SERVICE PARC CAR</b>	TESCO (grass surface) 8100. Várpalota, Fehérvári str. 17.	N47°12'00 E18°09'08
<b>SERVICE PARC B/Q</b>	GÁL GYULA SPORS HALL parking lot 8100. Várpalota, Fehérvári str. 9.	N 47°11'59.4132" E 18°8'48.7926"
<b>RALLY OFFICE HQ</b>	THURY CASTLE 8100. Várpalota, Hunyadi Mátyás Square 1.	N47°12'05 E18°08'20
<b>SCRUTINEERING</b>	TESCO 8100. Várpalota, Fehérvári str. 17.	N47°12'00 E18°09'08
<b>PARC FERMÉ</b>	VÁRPALOTA FŐTÉR 8100. Várpalota, Szabadság Square	N47°11'58 E18°08'26

### Art. 1.3 Length of Selective Sections

Stage 1: 250 km

Stage 2: 160 km

---

**TOTAL** 410 km

### Art. 1.4 Overall SS distance and total distance of the itinerary

Number of Stages 2

Number of Sections 4

Number of Selective Sections Pr +3

Total distance of the itinerary 550 km

### Art. 1.5 Route Conditions (Selective Stages)

According to FIA CCRSR 6.6.2 - safety type B

Gravel/dirt tracks 100 %

Other surfaces 0 %

## Art. 2. Organisation

### Art. 2.1 Championships and titles for which the Baja counts

FIA European Cup for Cross-Country Bajas

M1Flotta Hungarian Cross-Country Rally Championship

### Art. 2.2 Approvals

Visa No.: K-0493/2024.06.25.

Approved on: 25.06.2024

### Art. 2.3 Organiser's name, address, and contact details

Organiser:	Garilla Racing Kft.	Co-Organiser: Garzone s.r.o
Organiser's representative:	Garamvölgyi Zoltán	
Street	Házgyári str.1.	Vel'koblahovská 75/39
Post code/city:	8200 Veszprém, HU	929 01 / Dunajská Streda, SK
Phone / E-mail	+36 30 7914270, info@garzoneracing.com	

### Art. 2.4 Organising Committee

Organising Committee: Mr. Zoltán GARAMVÖLGYI  
Mrs. Márta CAMPANARI-TALABÉR  
Mr. László POLGÁR  
Mrs. Zsófia CSÖVÁRI

### Art. 2.5 Stewards of the Meeting

	Név
Stewards of the Meeting (Chairman):	Mr. Péter FALUVÉGI
ASN Steward	Mr. Attila VINOCZAI
ASN Steward	Mr. György SELMECZI

### Art. 2.6 Senior Officials

	Name
Event Director:	Mr. Zoltán GARAMVÖLGYI
Clerk of the Course:	Mr. Dávid MAJOR
Deputy Clerk of the Course:	Mr. László POLGÁR
Secretary of the Event:	Ms. Julianna TÖRÖK
Chief Safety Officer:	Mr. László BALOGH
Deputy Chief Safety Officer:	Mr. Ferenc SCHEIBENHOFFER
Technical Steward	Mr. Szabolcs SOLTÍ
Scrutineer (Chief Scrutineer):	Mr. Tibor SZABADOS
Chief Medical Officer (CMO):	Dr. Zoltán PÁLL
Timekeeping (Chief Timekeeper):	Mr. Csaba GLÜCK - CHRONOMOTO
Competitors' Relations Officer (CRO):	Mr. István MÁTRAI
Competitors' Relations Officer (CRO):	Mr. Ádám PANDUR
Press Officer:	Ms. Réka ERŐS
Environmental Officer:	Mr. Péter BAKÓ

## Art. 2.7 Location of Rally HQ and contact details

Name: Thury Castle  
Street: Hunyadi Mátyás Tér 1.  
Post code, city: 8100, Várpalota  
Phone and fax: (06 88) 472 305  
E-mail: info@hungarianbaja.com

Rally HQ in operation: from 08.08.2024 8:00 to 10.08. 2024. 20:00  
Service parc in operation: from 07.08.2024 12:00 to 10.08.2024 20:00  
Digital Notice Board (DNB): Sportity



On PC: [https://webapp.sportity.com/channel/HGB24\\_MNASZ](https://webapp.sportity.com/channel/HGB24_MNASZ)

## Art. 3. Programme in chronological order and locations

Date:	Time:		Location:
17.06.2024	10:00	Publishing of the supplementary regulations	www.hungarianbaja.com
17.06.2024	10:00	Entries open	
17.06.2024	16:00	Issuing of Rally Guide	
10.07.2024	24:00	Closure date of entries at reduced fees	
29.07.2024	24:00	Closure date of entries Closing date for order of extra service in SP Closing date for shakedown registration	info@hungarianbaja.com
30.07.2024	16:00	Publication date of entry list	Sportity, www.hungarianbaja.com
07.08.2024	16:00-20:00	Registration, Check List and Service Plate delivery	TESCO, Várpalota
08.08.2024	07:00-18:00	Registration, Check List and Service Plate delivery	TESCO, Várpalota
08.08.2024	08:00-15:00	Administrative checks Collection of material and documents Collection of rally safety tracking system and NAV-GPS	Thury Castle, Várpalota
08.08.2024	08:00	Opening of media centre	
08.08.2024	09:00-16:00	Scrutineering – sealing & marking of components	TESCO, Várpalota
08.08.2024	11:00-16:00	Shakedown	Várpalota, according to Shakedown Roadbook

08.08.2024	15:00-18:30	Parc-Fermé	VÁRPALOTA FŐTÉR Szabadság Square
08.08.2024	17:00-18:00	Re-scrutineering for car which did not pass	TESCO, Várpalota
08.08.2024	18:00	Team managers and/or Drivers' briefing Issuing of the road book (Stage 1), maps	Thury Castle, Várpalota
08.08.2024	19:00	Publication of start list for Ceremonial Start	Digital Notice Board
08.08.2024	19:00	Publication of list of cars eligible to start	Digital Notice Board
08.08.2024	19:00	Publication of start list for Stage 1	Digital Notice Board
08.08.2024	20:00	Ceremonial Start	Thury Castle, Várpalota
09.08.2024	08:00	Start of the Rally – Stage 1, Section 1 (TC0) Prologue	Thury Castle, Várpalota
09.08.2024	09:23	Finish of Section 1 (estimated time of 1 <sup>st</sup> car)	Thury Castle, Várpalota
09.08.2024	11:30	Publication of start list for Stage 1, Section 2	Digital Notice Board
09.08.2024	11:30-12:00	Re-scrutineering, cars to re-start after retirement	TESCO, Várpalota
09.08.2024	12:00	Start of Stage 1, Section 2 (estimated time of 1 <sup>st</sup> car)	Thury Castle, Várpalota
09.08.2024	20:13	Finish of Stage 1 (estimated time of 1 <sup>st</sup> car)	Thury Castle, Várpalota
09.08.2024	22:30	Publication of start list for Stage 2	Digital Notice Board
10.08.2024	09:00	Re-scrutineering, cars to re-start after retirement	TESCO Várpalota
10.08.2024	10:00	Start Stage 2 (estimated time of 1 <sup>st</sup> car)	Thury Castle, Várpalota
10.08.2024	13:30	Finish of Stage 2 (estimated time of 1 <sup>st</sup> car)	Thury Castle, Várpalota
10.08.2024	13:30	Final scrutineering; Immediate after arrival in the finish (following the marshals' instructions)	MÁRIA GUMI, Várpalota
10.08.2024	16:00	Publication of Provisional Classification	Digital Notice Board
10.08.2024	16:30	Publication of Final Classification After the Stewards have declared the Classification final.	Digital Notice Board
10.08.2024	17:00	Prize giving ceremony	Thury Castle, Várpalota

#### **Art. 4. Entries**

Only those with a foreign license who have already participated in at least 2 TROB races in 2024 are eligible for TROB evaluation!

The participants of TROB will automatically be evaluated in the International Open Event as well.

##### **Art. 4.1 Closing date for entries**

See programme in chronological order (SR Art. 3) and FIA CCRSR Art. 17

##### **Art. 4.2 Entry procedure**

Entries must be submitted in accordance with the FIA CCRSR Art. 16 – Art. 18.

See also FIA International Sporting Code Art. 3.8 – Art. 3.14

Entries can be submitted on the Organisers' website [www.hungarianbaja.com](http://www.hungarianbaja.com). The entry fee must be credited in full to the organiser's bank account.

##### **Art. 4.3 Number of competitors accepted and vehicle classes**

###### **Art. 4.3.1 The number of competitors must be a minimum of 30 vehicles**

###### **Art. 4.3.2 Eligible cars**

ULT, STK, CHG, SSV, T4Nat, TH, TRK, UP

##### **Art. 4.4 Entry fees/ other fees**

###### **4.4.1. Entry fee:**

<b>TROB (Hungarian Championship)</b> With organiser's optional advertising:	<b>up to 10.07.2024</b>	<b>up to 29.07.2024</b>
ULT, STK, CHG, SSV, T4Nat, TH	900 €	1050 €
TRK	2300 €	2400 €
UP	650 €	750 €
<b>International Open Event</b> With organiser's optional advertising:	<b>up to 10.07.2024</b>	<b>up to 29.07.2024</b>
ULT, STK, CHG, SSV, T4Nat, TH	1100 €	1250 €
<b>FIA Baja EU Cup + Hun. Champ. + International Open Event</b>	<b>up to 10.07.2024</b>	<b>up to 29.07.2024</b>
ULT, STK, CHG, SSV, T4Nat, TH, TRK	2500 €	2600 €

Without organiser's optional advertising: +60%

The entry fee includes:

- Additional compulsory liability insurance
- Identification and Advertising decals
- 1 pc. Basic service plate
- Basic service area per vehicle (50m2)
- Rent of GPS navigation and safety tracking system

#### 4.4.2. To be paid on site!:

**Deposit** for GPS navigation and safety tracking system: 400 €

#### 4.4.3. Other Fees

- additional permission to the service parc (service plate): 30 €
- Additional service area (50m 2): 30 €
- Trailers, Motorhomes, Promotion Vehicles: 60 €
- Waterproof Road Book 130 €
- Shakedown 200 €

**Additional service plate and additional Service Area has to be requested on the Entry Form**

#### Art. 4.5 Payment

All entry fees must be transferred to the following bank account (EUR):

Bank: MBH Bank, Hungary

Account holder: Garilla Racing Kft.

IBAN: HU53103000021309414300014886

SWIFT / BIC: MKKBHUHB

**Please note: Hungarian Baja 2024, and the full name of the driver.**

With signing the Entry Form, competitors agree, the GPS system operators to give their data to the organizer, event's officials.

The Entry Form will be accepted only with the proof of payment of the entry fee.

#### Art. 4.6 Entry fee refunds

The entry fee shall be refunded in full:

- if the event does not take place



- The organiser may partially refund entry fees, if a competitor cannot take part in the event due to a duly proved case of force majeure.

Name of the insurance company: SRC SPECIAL RISK CONSORTIUM GMBH, Kunibertskloster 7-9, D 50668 KÖLN.

- In case of an accident leading to insurance event, the competitor or his representative must make a written statement to the Clerk of the Course, the Competitors Relations Officer, or directly to the Organizer, within 24 hours. This statement must mention the accident circumstances, the names and addresses of the casualties, as well as contact details of the witnesses.
- Competitors are reminded that only damage caused by the organizers and named drivers are covered by the Organization's insurance policy. Loss or injury that may be suffered by the drivers themselves or participating vehicles is EXCLUDED.
- Irrespective of this Third Party insurance, entrants and drivers are free to take out the policies they deem fit on their own account and at their own discretion.
- Service vehicles, including those displaying the plates supplied by the Organization, shall under no circumstances be deemed participating vehicles. They are therefore not covered by the Organization's insurance policy and responsibility for them lies solely with their owners.
- The insurance cover will come into effect from the administrative checking and scrutineering for the Event and end upon the expiry of one of the following time limits, whichever is the later:
  - time limit for protests or appeals or the end of any hearing by the Stewards;
  - end of the administrative checking and postevent scrutineering;
  - end of the prize-giving.

## **Art. 8. Fuel**

Refuelling is permitted only in commercial fuel stations using fuel on sale to the public. Only the crew may carry out this procedure. Refuelling stations authorised will be indicated in the Road Book with "FUEL STATION". All type of fuel must follow Appendix J Art. 252.9. (Art. 57 of the FIA CCRSR).

## **Art. 9. Administrative checks**

Before Administrative Check, each team must go to Registration (Várpalota Tesco, Fehérvári str.17), where the Checklist and Service Plates will be provided.

### **Art. 9.1 Documents to be presented:**

During the administrative checks the following original and valid documents will be checked:

- competitor's licence valid for the competition;
- driver's and co-driver's competition licences valid for the competition (see Art7 and 9 of App. L)
- driver's and co-driver's valid driving licence (except UP and RAID co-driver)
- driver's and co-driver's passports or identification
- ASN authorisation, for all foreign competitors and/or drivers
- Valid Compulsory Vehicle Liability Insurance of the competing vehicle
- Vehicle registration certificate
- Authorisation of the owner of the vehicle (if different from the competitor)
- FIA homologation form for STK category
- FIA Technical Passport. (if applicable) or ASN Passport for competitors with foreign licences

The participant is responsible for the validity of any document presented in administrative checks and specifically for driving licences, car registration document, insurance of the car.

The validity of all documents must remain in force at least until the date of exit from Hungary (for foreigners) and at least 48 hours after the completion of the event (for Hungarian citizens).

### **Art. 9.2 Timetable**

See programme (SR Art. 3)

Individual times for each competitor for the administrative checks will be published on Sportity and [www.hungarianbaja.com](http://www.hungarianbaja.com) in a Bulletin.

Before the administrative, the GPS navigation and safety tracking system has to be collected.

## **Art. 10. Scrutineering, Sealing and Marking**

Before Scrutineering, vehicles and competitors must comply with the following:

- All rally plates, competition numbers and advertising plates must be fitted in the vehicle
- Sealing holes must have been drilled and associated sealing wires must be in place
- Any on-board camera has been fitted according to the Art. 11.2 and 11.3 of the FIA 2024 CCR SR
- The safety and navigation systems must be fitted and functioning.

### **10.1. Scrutineering, venue and time:**

Location: VÁRPALOTA TESCO, Fehérvári str.17.

Time: 08.08.2024. 09:00-16:00 according to scheduled time for each crew!

Cars may be presented at scrutineering by a representative of the team.

#### **Art. 10.1.1 Scrutineering, mandatory documents:**

- FIA / ASN Technical Passport (if applicable)
- Fully filled Scrutineering Sheet, provided by the Organizer

### **Art. 10.1.2 Time, schedule**

See programme (SR Art. 3)

Individual times for each competitor for the Technical Scrutineering will be published on Sportity and [www.hungarianbaja.com](http://www.hungarianbaja.com) in a Bulletin.

### **Art. 10.2 Requirements at technical scrutineering:**

- Vehicles must be presented with all start numbers, rally plates, and advertisements fixed properly on the designated place.
- GPS navigation and safety tracking system installed and operable
- Scrutineering Sheet- filled up
- Homologation Form, valid Technical Passport
- All items of clothing including helmets and FHR (Front Head Restraint) intended to be used, e.g. HANS devices, must be presented
- Technically corresponding and approved size fire extinguisher properly fitted in the car
- Warning triangle, medical kit. The new medical kit...etc. is not mandatory (Art.CCRSR APPIII. 1. Medical kit, 2. Survival kit)
- OK / SOS board

### **Art. 10.3 Installation of the GPS Navigation and Safety Tracking System**

All vehicles must **only** be fitted with the GPS Navigation and Safety Tracking System provided by the Organizer. You can collect them just before the Administrative check, the associated installation kit can be purchased.

The instruction for the use of the Tracking System is in the Appendix 5. of these Supplementary Regulation.

Returning the GPS Navigation and Safety Tracking System at the Parc Fermé, to the GPS crew or at Rally HQ Secretary in case of retirement.

### **Art. 10.4 On-Board Cameras**

See FIA CCRSR Article 11.

Each Competitor that wishes to install and use on-board camera(s) must obtain the prior agreement of the Organizer (see Art.11.2 of FIA CCRSR) and if so to:

- Fill in the declaration/request on Entry Form
- Indicate number and position of all the on-board cameras
- If he/she asked by Organizer to provide all recordings at the end of each Stage On-board camera(s) equipment must be fixed in vehicle, presented and approved at scrutineering before the start of the competition and at each time a modification is made during the competition the scrutineers must be notified. During Scrutineering, any on-board camera will be identified by Organizers by an adhesive decal and must be mounted in the vehicle at the time of scrutineering.

## **Art. 11. Other procedures and regulations**

### **Art. 11.1 Drivers Briefing**

See programme (SR Art. 3)

At the first briefing of the event, the participation of at least one crew member is compulsory.

### **Art. 11.2 Start Area**

In the Parc Fermé out will be the first Time Control of the race (TC 0, see Appendix 1 of Itinerary) according to the Starting List and relevant time that will be communicated via DNB.

#### **Art. 11.2.1 Ceremonial start procedures and order**

On Thursday evening (08.08.2024, at 20:00) everyone will exit from the Parc Fermé to the Starting Ceremony, based on the issued Start List. It is mandatory to return to the Parc Fermé afterwards.

#### **Art. 11.2.2 Electronic start procedure at Selective Sections**

The start of the selective section is happening based on an electric clock and lamp, connected to a false

start alert system.

When the car arrives at the start line, the front of the car should be positioned behind a stick placed by the marshal to define the exact start position. One minute before the start time, but not before the car has stopped in its exact position, the marshal shall remove the stick and the crew shall refer to the automatic countdown clock. Any subsequent change of the car's position until its start time is not permitted and will be reported to the Stewards.

### **Art. 11.3 Finish Procedures**

At the end of Stage2, the crews must place the vehicles in Parc Fermé, located in Várpalota Főter, Szabadság square, according time schedule of the event on Saturday, 10<sup>th</sup> August.

### **Art. 11.4 Permitted early check-in**

Early-check in is allowed at TC2C and TC3A

### **Art. 11.5 Official time used during the event.**

Official time throughout the entire rally will be GPS time (GMT +1).

### **Art. 11.6 Road Books delivery**

The Organiser will issue the Road Book one day at a time as follows:

- At Administrative Checks: Road Book for Shakedown Stage.
- At Briefing: Road Book for Stage1: 18:00
- Entering Parc Fermé at the end of Stage1: Road Book for Stage2

### **Art. 11.7. Availability of participants**

Participants who park their vehicles in the Parc Fermé upon passing the finish line, must remain available by phone (mobile) until the final classification have been posted.

### **Art. 11.8. Classification**

The final classification will be published on the website on the Digital Notice Board: Sortity

### **Art. 11.9 Service**

Using a min 5x4m protector groundsheet under the racing vehicles is mandatory. 1pc at least 4kg validated manual fire extinguisher is mandatory. Each service team has to ensure that after carrying out their activities on the site, they do not leave any pollutants. They will be checked by the scrutineers, and not complying will entail a 50.000HUF fine.

The Organizer calls the attention of the participants, that the Service Park is not guarded at night time!

#### **Art. 11.9.1 Service Areas**

Várpalota, Fehérvári str. 17.

Access will be permitted to the Servicepark only showing the Service Plates provided by the Organizer at the Registration. Accompanying team cars can enter only by purchasing additional service plates at the Registration or Administrative Checks(1 service plate/team is provided by the Organizer).

Tampering with or falsification of these plates will lead to disqualification of the team to which these service vehicles belong, on the decision of the Stewards. Plates will be placed in a visible area inside of the front windscreen of the vehicle.

The maximum speed allowed in the service park is 20 km/h. In case of a violation of this regulation by any vehicle/team member related to a competitor, the competitor will be penalized with 10 seconds per km/h over the speed limit.

#### **Art. 11.9.2 Flexi Service:**

Not applicable

#### **Art. 11.9.3 Service allowed in Selective Section**

Forbidden

#### Art. 11.10 Tyre Fitting Zone

In Servicepark only.

#### Art. 11.11 Fuel and Refuelling Zone

Refuelling is permitted only in commercial fuel stations using fuel on sale to the public. Only the crew may carry out this procedure.

Refuelling stations authorised will be indicated in the Road Book with "FUEL STATION".

#### Art. 11.12 Speed Control Zones

According to Roadbook

#### Art. 11.13 Shakedown

17.06.2024. Monday

29.07.2024 Monday

08.08.2024 Thursday

Opening date for shakedown's entries

Closing date for shakedown's entries

Delivery Shakedown's materials (Identification plates – Road Book)

**08.08.2024 Thursday**      **11:00 to 16:00**      **Shakedown**      Length: 4km – maximum 2 hours

#### ENTRY PROCEDURE:

Anybody wishing to perform the Shakedown must indicate on the Entry Form, or inform the secretariat of the event via email: [julianna@hungarianbaja.com](mailto:julianna@hungarianbaja.com)

#### REGISTRATION FEE FOR SHAKEDOWN

<b>2 hours / vehicle</b>	<b>€ 200,00</b>
--------------------------	-----------------

The price includes:

- Insurance
- SHAKEDOWN Road Book
- SHAKEDOWN sticker
- Rescue and Medical preparedness

#### CONDITIONS TO PARTICIPATE:

- Driver and co-driver must be registered in the Entry Form of HunGarian Baja 2024;
- The vehicle must be the one indicated in the entry form of HunGarian Baja 2024;
- The vehicles must have passed the pre-event scrutineering
- The shakedown fee must be paid;

#### IDENTIFICATION

To participate at the Shakedown, all identification and advertising panels received at the administrative check, including the Shakedown sticker (1 strip 25 cm x 10 cm to the centre top of the windscreen) must be affixed to the racing vehicle.

**SERVICE AREA:** Close to the Shakedown zone, the Organiser will provide an area where it will be possible to service on the race vehicles.

#### RUNNING OF THE SHAKEDOWN

Inside the race car, the competitors must wear FIA homologated clothing and equipment, in accordance with Appendix L.

All vehicles will start with an interval of 2 minutes: the starting order will be based on the arrival to the preset zone and can perform as many laps as they wish in two hours.

After the Shakedown, participants must put their cars in the Park Fermé 15:00-18:30 08.08.2024.

#### Art. 11.14 Reconnaissance

As from the publication of the Supplementary Regulations, the presence of a competitor, or anyone connected with a competitor, on any part of the itinerary of the event is prohibited. (Art. 28 of the 2023 FIA CCR SR)

## **Art. 12. Identification of officials**

Competitors Relation Officer	<i>"CRO" Pink armband</i>
Scrutineers	<i>"ATB" Blue tabard or shirt</i>
Post Chiefs:	<i>"VEZETŐBÍRÓ" Red tabard</i>
Special Stage Commanders:	<i>"VEZETŐBÍRÓ" Red tabard</i>
Marshals:	<i>"SAFETY" / "SPORTBÍRÓ" Yellow or White tabard</i>
Timekeepers:	<i>"CHRONOMOTO" Black shirt</i>

## **Art. 13. Prizes**

Overall classification:	<i>1-3 places: Cups</i>
Group Classification:	<i>1-3 places: Cups</i>

Prizes only will be awarded to crews present at the prize-giving ceremony. Absent crews will lose their right to get the prizes.

Vehicles entered in a class with less than 6 entrants will be competing only for the general classification and respective group classification.

## **Art. 14. Final checks / Protests / Appeals**

### **Art. 14.1 Final Checks**

Time: see programme (SR. Art. 3)

Location: Mária Gumi, Várpalota

Any teams required to undergo final checks must immediately follow the instruction of the marshals in charge, even if this prevents them from proceeding to one or more time controls (TC). The complete original FIA homologation form, the FIA Passport and other necessary certifications must be available for final checks.

### **Art.14.2 Protest deposit**

General:	350 €
Technical:	350 €

### **Art. 14.3 Appeal deposit**

According to General Prescription.

## Appendix 1 – Itinerary



# XXI. HUNGARIAN BAJA



EUROPEAN  
BAJA CUP

CAR

Stage 1					2024.08.09. FRIDAY / PÉNTEK				
Sunrise 5:29		20:17 Sunset							
IE/TC	Location	SS Maximum Time	Partial SS km	Total SS km	Liasion Km	Total Km	Target Time	1st vehicle Due	
SS									
TC0A	VÁRPALOTA Parc Ferme OUT							8:00	
TC0B	Várpalota				3,33	3,33	0:10	8:10	
DSS P	PROLOGUE START						0:05	8:15	
ASS P	PROLOGUE FINISH	0:30		8,70		12,03	( 0:08 )	( 8:23 )	
	Várpalota						(Expected time of arrival)		
TC0C	Service IN (FIA Tire marking & Technical Zone)				6,52	18,55	0:10	8:33	
SERVICE A									
TC0D	Service OUT (FIA Tire marking)				0,87	19,42	0:30	9:03	
Refueling, Petrol Station,									
TC0E	Regrouping IN				1,24	20,66	0:20	9:23	
REGROUPING / START POSITION CHOOSING for LEG1 Section 2 - ONLY for the TOP 10 on Podium (Sportity)								11:00	
TC0F	Regrouping OUT							12:00	
TC1	Várpalota				4,23	24,89	0:10	12:10	
DSS 1A	START SS1						0:05	12:15	
ASS 1A	FINISH	1:30	64,00			88,89	( 0:50 )	( 13:05 )	
Neutralization zone									
DSS 1B	START				1,56	90,45	0:15	13:20	
ASS 1B	FINISH SS1	1:30	58,00	122,00		148,45	( 0:46 )	( 14:06 )	
Újmajor								(Expected time of arrival)	
Refueling, Petrol Station,									
TC1A	Service IN (FIA Tire marking & Technical Zone)				30,63	179,08	0:50	14:56	
SERVICE / SZERVIZ B									
TC1B	Service OUT (FIA Tire marking)				0,87	179,95	0:40	15:36	
TC1C	Regrouping IN				1,24	181,19	0:05	15:41	
REGROUPING									
TC1D	Regrouping OUT							16:00	
TC2	Várpalota				4,23	185,42	0:10	16:10	
DSS 2A	START SS2						0:05	16:15	
ASS 2A	FINISH	1:30	64,00			185,42	( 0:42 )	( 16:57 )	
Neutralization zone									
DSS 2B	START				1,56	186,98	0:15	17:12	
ASS 2B	FINISH SS2	1:30	58,00	122,00		308,98	( 0:46 )	( 17:58 )	
Újmajor								(Expected time of arrival)	
Refueling, Petrol Station,									
TC2A	Service IN (FIA Tire marking & Technical Zone)				30,63	339,61	0:50	18:48	
SERVICE / SZERVIZ C									
TC2B	Service OUT (FIA Tire marking)				0,87	340,48	1:20	20:08	
TC2C	Parc Ferme IN / Early Check-IN is Authorised				1,24	341,72	0:05	20:13	
		Day Total		244,00	89,02	341,72			
				71,40%	26,05%	100%			



# XXI. HUNGARIAN BAJA



CAR

Stage 2										2024.08.10. SATURDAY / SZOMBAT			
Sunrise		5:30								20:15		Sunset	
IE/TC	Location			SS Maximum Time	Partial SS km	Total SS km	Liasion Km	Total Km	Target Time	1st vehicle Due			
TC2D	Parc Fermé OUT									10:00			
Refueling, Petrol Station,													
TC3	Újmajor						30,33	30,33	0:45	10:45			
DSS 3A	START SS3								0:05	10:50			
ASS 3A	FINISH			1:30	58,00			88,33	( 0:47 )	( 11:37 )			
Neutralization zone													
DSS 3B	START						1,56	89,89	0:15	11:52			
ASS 3B	FINISH SS3			1:40	101,00	159,00		190,89	( 1:20 )	( 13:12 )			
Várpalota (Expected time of arrival)													
TC3A	Parc Ferme IN / Early Check-IN is Authorised						2,96	193,85	( 0:15 )	( 13:27 )			
				Day Total		159,00	34,85	193,85					
						82,02%	17,98%	100%					

Section 4

	SS km	Liasion km	Total km
Rally Total	403,00	123,87	535,57
	75,25%	23,13%	100%



## **Appendix 2 - Name and photo of the Competitors Relation officer and schedule**

---



**Mr. István Mátrai Jr.**  
(ENG / DEU / HUN)  
+36 20 417 6249



**Mr. Ádám Pandur**  
(ENG / HUN)  
+36 70 303 8919

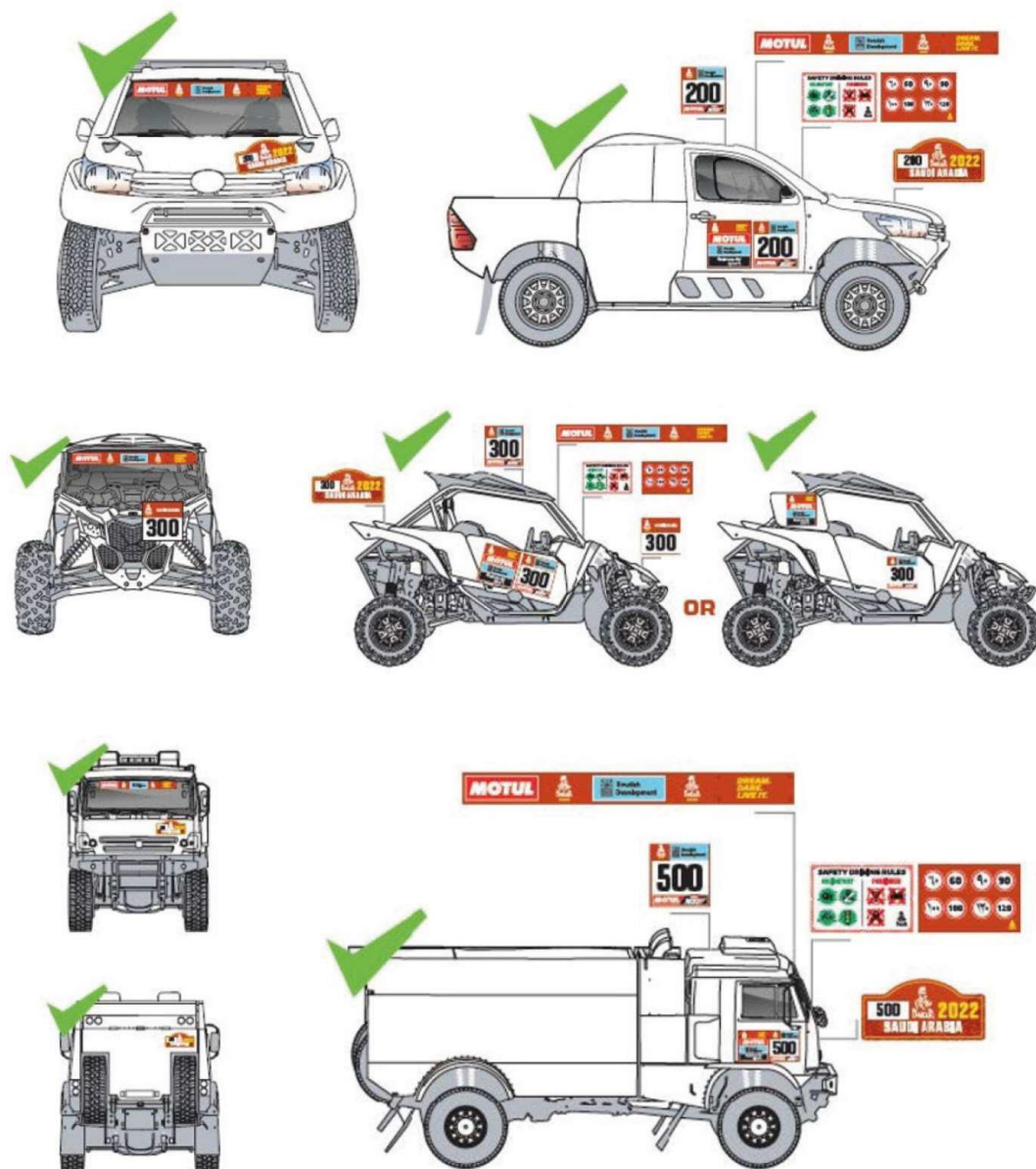
Estimated working plan:

Thursday 08. August	Admin check Scrutineering Briefing / Start TC / Start Ceremony	08:00 – 15:00 09:00 – 18:00 19:00 – 21:00
Friday 09. August	Parc Fermé / Service area	08:30 – 22:30
Saturday 10. August	Parc Fermé / Service area Finish Ceremony	08:30 – 18:00 17:00

## Appendix 3 – Decals and positioning of supplementary advertising

---

List and positioning of advertising in the Bulletin!



## **Appendix 4 – Extracts from FIA ISC Appendix L relating to overalls, helmets and any other safety requirements**

---

All competitors are reminded of Appendix L of the FIA International Sporting Code, in particular its Chapter III - Drivers' Equipment.

### **Helmets (Appendix L, Chapter III, Art. 1)**

All crews must wear crash helmets homologated to one of the FIA standards listed in Appendix L.

### **Frontal Head Restraint (FHR, Appendix L, Chapter III, Art. 3)**

All crews must use FIA approved FHR systems homologated to FIA standard 8858.

Approved FHRs, anchorages and tethers are listed in Technical List N° 29.

See also helmet compatibility chart in Appendix L, Chapter III, Art. 3.3.

### **Flame-resistant clothing (Appendix L, Chapter III, Art. 2)**

All drivers and co-drivers must wear overalls as well as gloves (optional for co-drivers), long underwear, a balaclava, socks and shoes homologated to the FIA 8856-2000 standard, technical List N°27, or 8856-2018, technical List N° 74 (Mandatory for all FIA priority drivers and their co-driver). Please pay special attention to the prescriptions of Art. 2 concerning embroidery and printing on flame-resistant clothing (manufacturer certificates etc.) as well as concerning the correct wearing of the clothing elements! See also FIA Cross-Country Rally Sporting Regulations Article 47.1.

### **Biometric Devices (Appendix L, Chapter III, Art. 2.1)**

Drivers may wear a device to collect biometric data during racing.

- If the biometric device is integrated into a protective garment homologated to FIA Standard 8856, the garment shall be homologated to FIA Standards 8856 and 8868-2018.
- If the biometric device is a stand-alone device, then the device must be homologated to FIA Standard 8868-2018 only. This device must be worn in addition to the garment homologated to FIA Standard 8856.

### **Wearing of jewellery (Appendix L, Chapter III, Art. 5)**

The wearing of jewellery in the form of body piercing or metal neck chains is prohibited during the competition and may therefore be checked before the start.

### **MEDICAL AND SURVIVAL KIT (Appendix IV of the Cross-County Rally Sporting Regulations)**

A sealed and valid Medical kit in accordance with the Specification for Cross Country Rallies and Bajas (Technical List n°83) must be placed inside the cockpit. The minimum weight must comply with Technical List n°83.

#### **RELATED LINKS:**

FIA International Sporting Code and appendices:

<https://www.fia.com/regulation/category/123>

FIA Technical Lists:

<https://www.fia.com/regulation/category/761>



# RALLY SAFETY SYSTEM

## QUICK SELF - INSTALLATION MANUAL (CAR / SSV / TRUCK)

**FOLLOW THE INFORMATION BELOW ON HOW  
TO INSTALL THE SYSTEM BEFORE GOING TO SCRUTINEERING**

Version released on 12.03.2024

Page 1 of 8



## STEP 1 – GET FAMILIAR WITH THE SYSTEM COMPONENTS

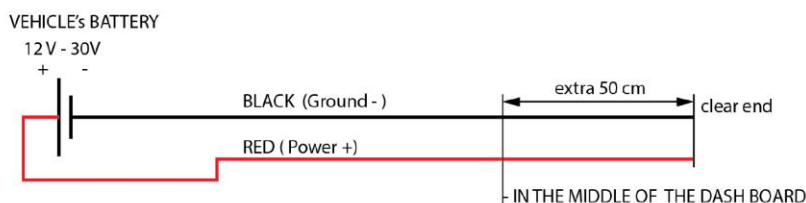


NOTE: If needed we can provide an additional extension cable to place the radio antenna on a better position.

- **IMPORTANT! NO CUTTING OF CABLES, MODIFICATION OF CONNECTORS OR OTHER INTERFERENCE IN THE SYSTEM COMPONENTS IS ALLOWED! ANY DAMAGE TO THE EQUIPMENT MUST BE PAID ACCORDING TO THE GEOTRAQ PARTS LIST!**

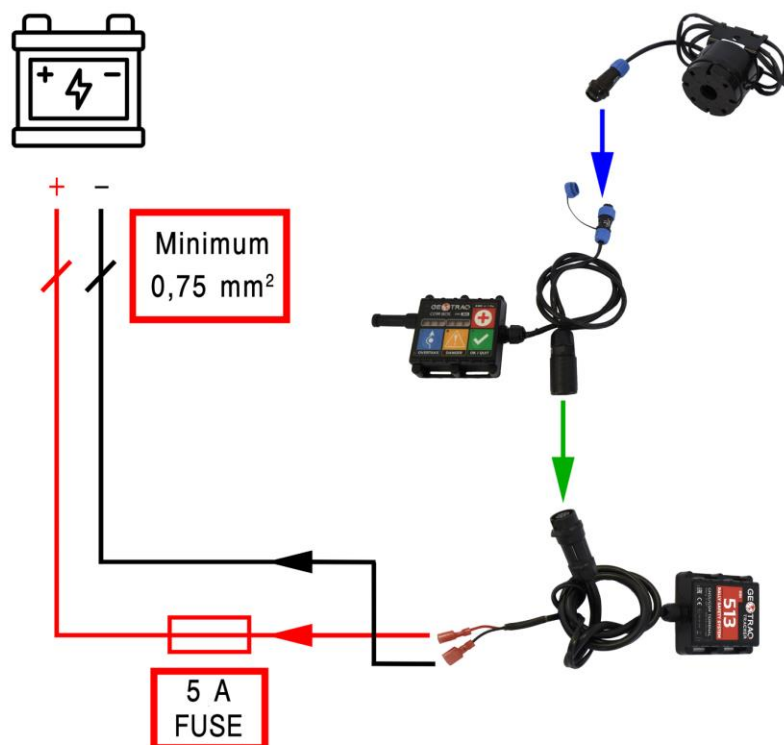
## STEP 2 – PREPARE POSITIVE AND NEGATIVE CABLE FROM THE BATTERY TO THE DASH BOARD AND INSTALL INSULATED TERMINAL CONNECTORS (ONLY THOSE SUPPLIED BY THE ORGANISATION)

- **IMPORTANT! THE BATTERY MASTER CUT-OFF (KILL) SWITCH MUST NOT DISCONNECT THE POWER SUPPLY FOR THE RALLY SAFETY SYSTEM.**
- It is the responsibility of the competitors alone to provide, **DIRECT POWER SUPPLY** from the vehicle's battery according to the drawings provided.
- The power cables **MUST** be "flexible" (multi wire), insulated cables – 2 x min 0.75 to 1.25 mm<sup>2</sup> (**WITH RED** for positive (+) wire and **BLACK** for negative (-) wire insulation color).
- The connection **MUST** have an IN-LINE FUSE - "BLADE TYPE" of 5A.



FEMALE INSULATED  
TERMINAL CONNECTORS


### STEP 3 – MOUNTING THE SYSTEM - OVERVIEW



Overview of the system connections.

- You will receive two 6,3 mm female quick plug terminals for the power connection. **If you have old terminals, discard them and use the provided new ones!**

- IMPORTANT! USE ONLY THE PROVIDED QUICK PLUG TERMINALS! DO NOT USE YOUR OWN!**
- IMPORTANT! USE PROPER TOOLS TO CRIMP THEM!**



Following a change in the regulations, the 'Com-box' must be mounted in a central location as per indicated areas in blue, to enable both driver & co-driver to be able to reach the SOS button from their seat with seatbelts on. Shown are the mounting positions of the system components.

## STEP 4 – MOUNT THE GPS TRACKER ON THE PROPER POSITION

- The best position is the “A-pillar” of the roll cage, or the horizontal member of the roll cage, with the tracker facing upwards.

- **IMPORTANT! THE GPS TRACKER MUST HAVE VISIBILITY TO THE SKY (NO METAL ON TOP OF THE DEVICE)**
- **IMPORTANT! INSTALLATION IS DONE WITH CABLE TIES THROUGH THE HOLES OF THE BASE OF THE DEVICE**
- **IMPORTANT! POSITION THE DEVICE IN SUCH A WAY THAT NO DIRECT DAMAGE CAN BE DONE!**



*Installation of the GPS TRACKER on the roll cage “A-pillar” of a Car using cable ties.*

## STEP 5 – MOUNT THE COM-BOX MOUNTING BRACKET AND INSERT THE COM-BOX UNIT ON THE PROPER POSITION

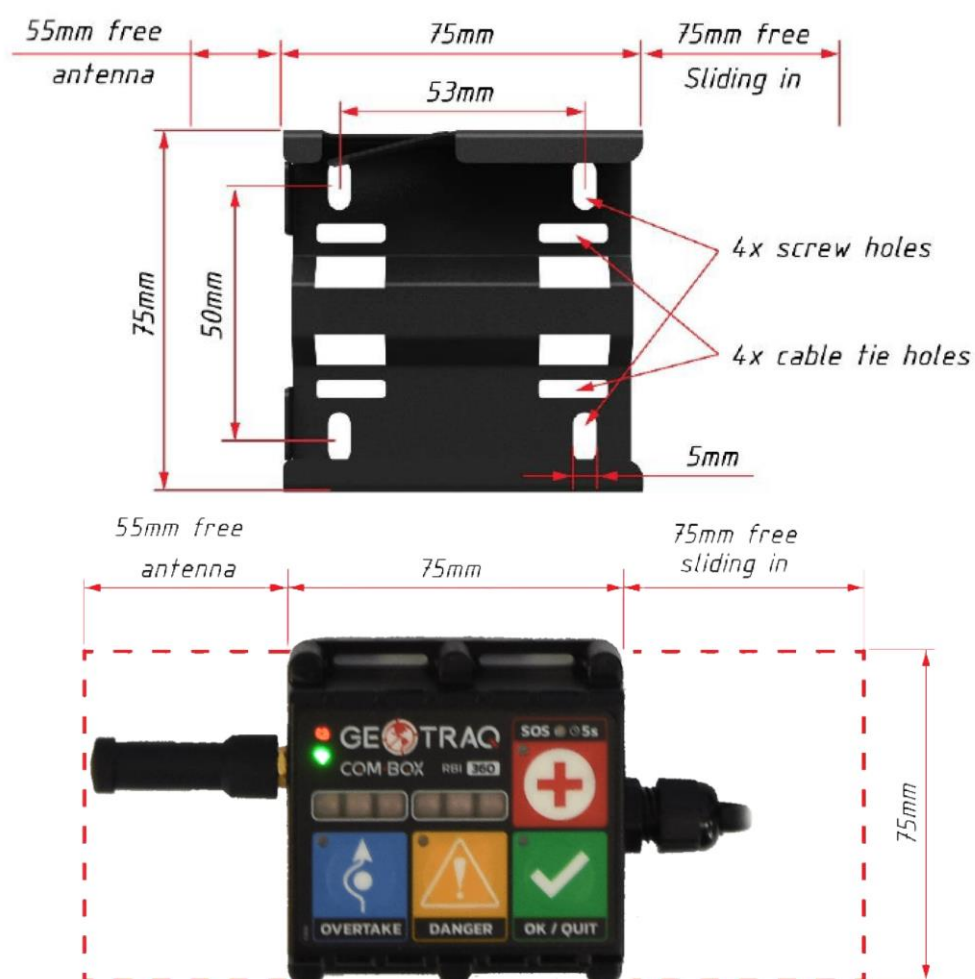
- You can bolt the mounting bracket as shown in the graphics below, or you can use industrial grade velcro or double-sided tape to stick it to a good surface or use cable ties to fix it to a central location on the dashboard or to the overhead tube of the roll cage above the centre of the dashboard.
- If needed, additional opening can be drilled to fix it on the required position.

- **IMPORTANT! THE COM-BOX MUST BE IN REACH OF THE DRIVER / CO-DRIVER TO OPERATE THE BUTTONS!**
- **IMPORTANT! ENSURE THERE IS SUFFICIENT SPACE AT THE SIDE OF THE UNIT TO ENABLE THE ANTENNA / EXTENSION TO BE FITTED AND SLIDE THE UNIT INTO THE BRACKET!**




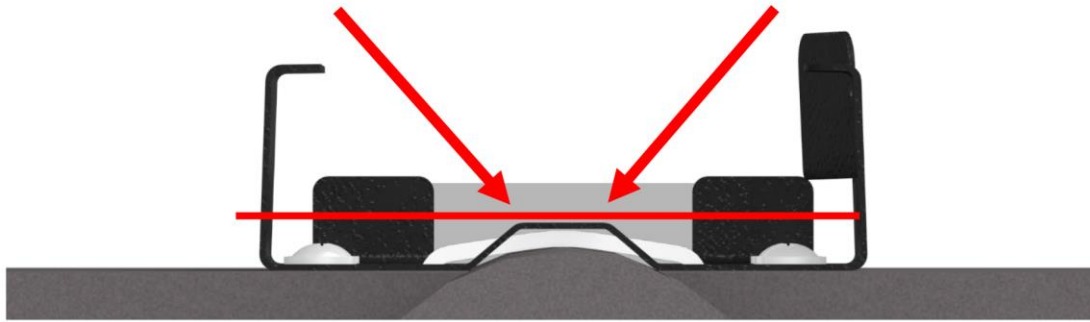


Installation of the Com-Box unit with bracket on the dashboard using bolts. **This must be in a CENTRAL location and not as indicated above, only in front of the co-driver.**






**IMPORTANT! No bolt/screw heads or cable/zip ties can protrude over the red line as marked below.**



Cable / zip tie fixture



Screw / bolt fixture



Com-Box unit installed in bracket

- When the mounting bracket is securely installed, you can slide-in the Com-Box unit in.
- When slided in you MUST lock the device in place by pushing the top locking mechanism.



- **IMPORTANT! THE ANTENNA NEEDS AT LEAST 55mm ON ALL SIDES TO WORK PROPERLY! MAKE SURE NOT TO PLACE IT RIGHT NEXT TO OTHER METAL COMPONENTS!**

## STEP 6 – CHECK THE STATUS OF THE RALLY SAFETY SYSTEM.

- First, make sure the antenna is connected (optional extension cable and antenna)
- Second, check the blue connectors (buzzer) are tight
- Third, check the connection of the black connectors between the GPS Tracker and the Com-Box unit
- Finally check the connection of the 2 power terminals (positive and negative)

- **IMPORTANT! WHEN CONNECTING THE POWER TERMINAL MAKE SURE YOU HAVE THE PROPER POLARITY – RED is POSITIVE, BLACK is NEGATIVE!**
- **IMPORTANT! IF ALL THE COMPONENTS ARE CONNECTED PROPERLY, THE COM-BOX UNIT WILL DISPLAY A “GREEN STATUS” ON THE BATTERY ICON AND “BLUE/GREEN STATUS” on the RADIO ICON**

## STEP 7 – FINAL INSPECTION AT SCRUTINEERING

- Install the cables loosely using only a few cable ties and in such a way that they can be clearly checked at scrutineering.
- Only **after** you receive **APPROVAL** from the Scrutineer and/or the GPS Technician, you can fully fasten the cables onto the vehicle using cable ties. **DO NOT** overuse cable ties!
- **DO NOT** use insulating or any other tape to group the cables.

• **IMPORTANT! DO NOT PLACE THE CABLES FOR THE SYSTEM IN DIFFICULT OR HIDDEN PLACES (INSIDE THE DASHBOARD OR HARD TO REACH LOCATIONS). THE INSTALLATION WILL BE CHECKED TO ENSURE THE SYSTEM AND ADDITIONAL COMPONENTS ARE PROPERLY INSTALLED AND OPERATIONAL AT SCRUTINEERING AND IF REQUIRED, YOU WILL NEED TO REROUTE THE WIRING.**

## STEP 8 – WATCH THE VIDEO OF HOW TO USE THE SYSTEM

### BATTERY STATUS

- - EXTERNAL POWER
- - NO EXTERNAL POWER
- - (BLINKING) INT. BATTERY EMPTY

### RADIO STATUS

- - RADIO OK
- - SLEEP MODE, NO RADIO

### OVERTAKE FUNCTION

### DANGER BEACON



### EMERGENCY SOS BEACON

- PRESS AND HOLD UNTIL ACTIVATED

### CONFIRM / QUIT BUTTON

- On the following link, you can learn how to operate with the Com-Box:

<https://www.youtube.com/watch?v=6hSXuu6DcyE>





## STEP 9 – RETURNING THE SYSTEM

When it's time for you to return the system from your vehicle you **MUST** do this in the following order:

- First disconnect the negative (-) wire, then disconnect the positive (+) wire from the cable from your vehicle's battery at the female quick connect terminals.
- Second disconnect the COM-BOX - TRACKER cable
- Third disconnect the Buzzer – COM-BOX cable

- **IMPORTANT! WHEN YOU RETURN THE SYSTEM TO THE GPS DESK, YOUR EQUIPMENT WILL BE CHECKED FOR DAMAGE & DEFECTS AND IF FOUND – YOU WILL BE REQUIRED TO PAY FOR THE DAMAGE TO THE EQUIPMENT ACCORDING TO THE GEOTRAQ PARTS LIST!**



# AND NAV-GPS

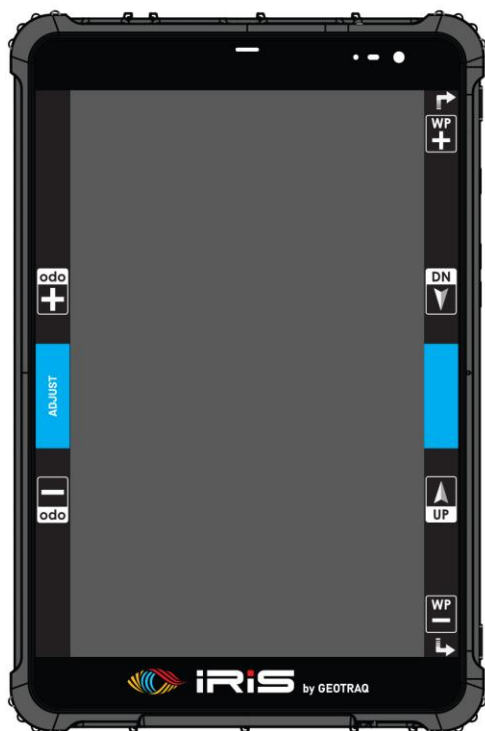
## USER MANUAL

Release version: May 2024



# IRIS - COMPONENTS

IRIS Device



Mounting Bracket



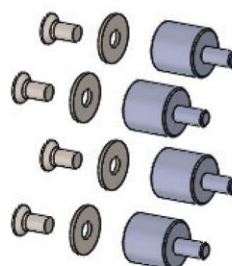
Power Cable



Cable Clamp



Rubber Mounts





**MINI**

**NAV-GPS**

**MOUNTING  
INSTRUCTIONS**

**CARS**

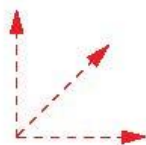




# IRIS MINI - COMPONENTS

Front side

Device Dimensions  
without the alluminium  
holder 174.4 / 82 / 19.2 mm



Back side

IRIS device with  
alluminium holder  
and ready mounted  
bracket



Mounting hardware  
for Roll Cage



or

Mounting hardware  
with L-shape bracket



# MOUNTING OPTION 1

Mounting hardware

IRIS device - always mounted  
in Landscape orientation





## MOUNTING OPTION 2

Mounting hardware

IRIS device - always mounted  
in Landscape orientation

